

# Lab: Mitosis “Flip Books”

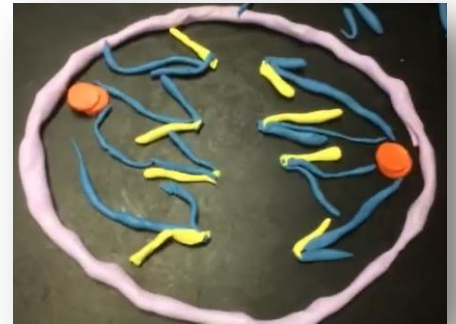
## HONORS BIOLOGY: CELL ENERGY

**Background:** Mitosis is nuclear division plus cytokinesis, and produces two identical daughter cells during prophase, prometaphase, metaphase, anaphase, and telophase. Interphase is often included in discussions of mitosis, but interphase is technically not part of mitosis, but rather encompasses stages G1, S, and G2 of the cell cycle.

**Purpose:** For students to create a visual aid to help them understand the process of mitosis

### Materials:

1. Free cell phone app: “**Stop Motion Studio**”
2. Any app or software to create stop motion animation
3. Any materials you would like to use to create animation (i.e. Play-Doh, string, etc.)
4. Small Whiteboards and markers



### Method:

1. You can make your animation as detailed as you want, as long as you realize you’ll be creating/drawing a lot of very similar images.
2. To make a good stop motion vdeo, each successive picture should vary a tiny bit from the preceding picture. When you view it, the animation should be fairly smooth.
3. Imagine mitosis as a smooth process. Mitosis doesn’t happen in 4 or 5 static frames, the way it’s depicted in textbooks. Emphasize the movement of chromosomes.
4. Use the textbook diagrams to help draw/create the cell in mitosis. Remember the changes to chromosomes, the nuclear membrane, spindle fibers, cell membrane, etc.
5. Make sure that you label all of the appropriate structures somewhere in your video.

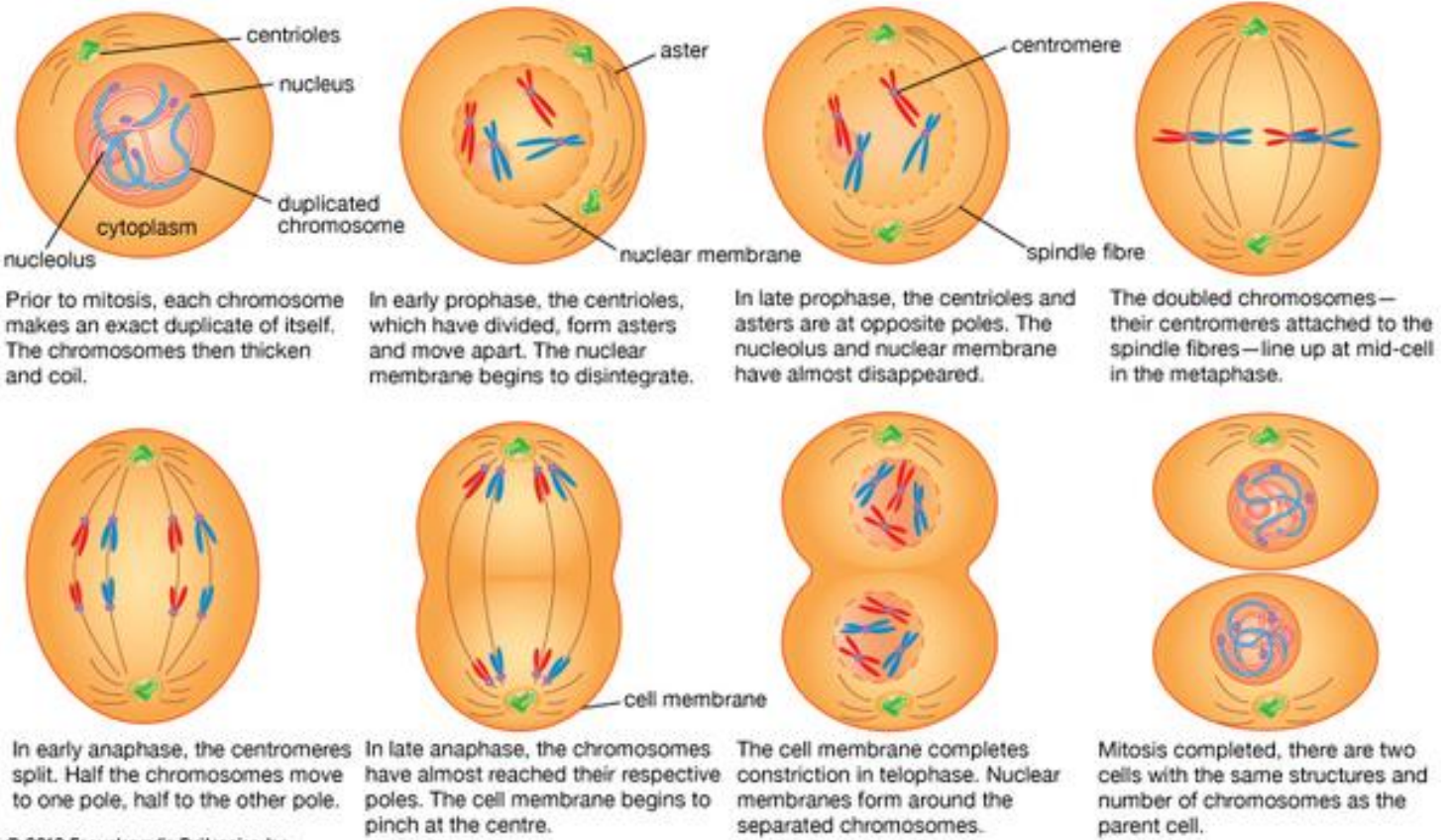
### Assessment:

- Animations analyzed for the correct depiction of the five phases (i.e., chromosome placement, presence of nuclear membrane)
- All the phases must be labeled along with the correct structures in the phases. Label the following structures: cell membrane, nuclear envelope, chromosomes (when visible), spindle fibers (when visible), centrosomes/centrioles (when visible).

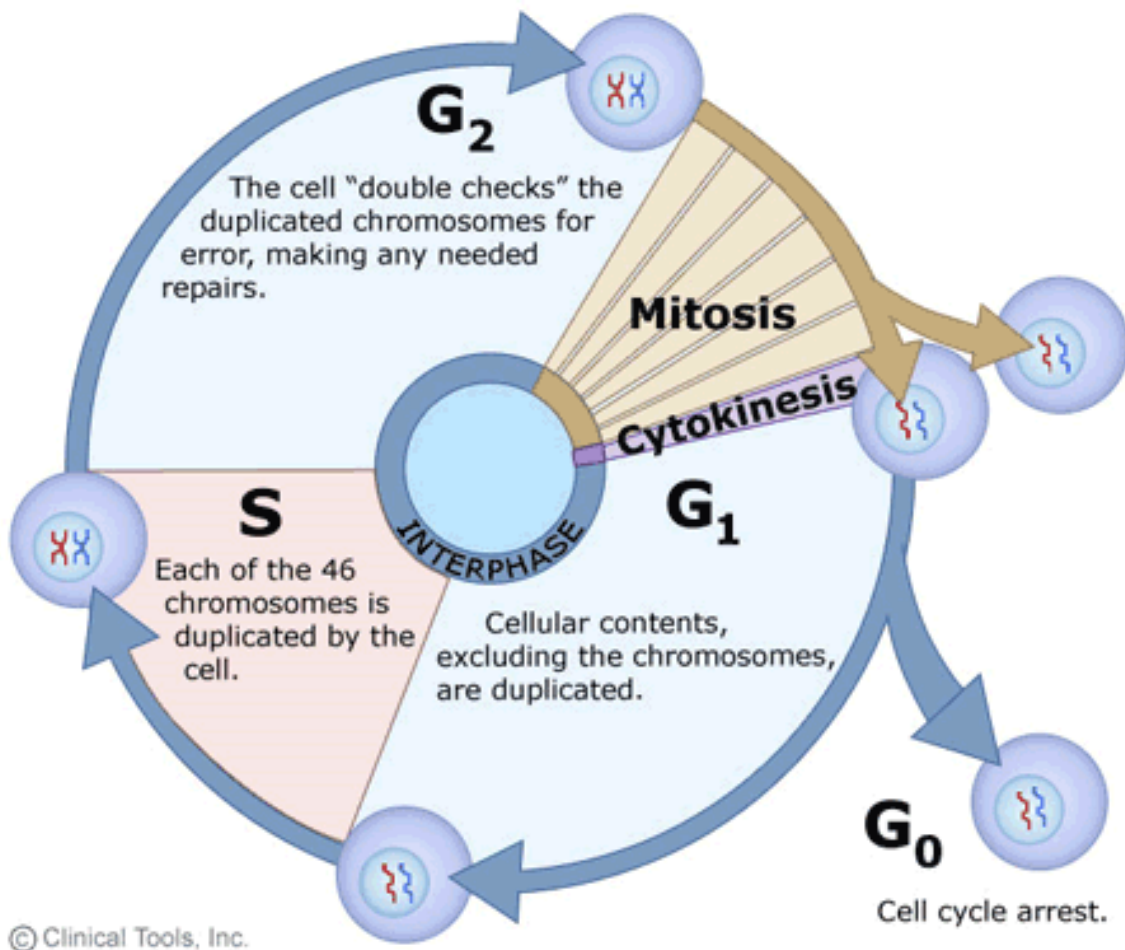
### HELPFUL HINTS

- Make sure that each picture is only slightly different from the previous one. Cell division is a fluid process, not a quick jump from stage to stage. You should have multiple frames for each stage of the cycle.
- Your animation should begin and end with Interphase.

## Mitosis, or somatic cell division



© 2013 Encyclopedia Britannica, Inc.



© Clinical Tools, Inc.