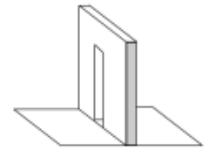


Template for mat board. *This piece should be cut out very carefully from mat board. It will be glued in between the folded "sun sight" piece to the left*

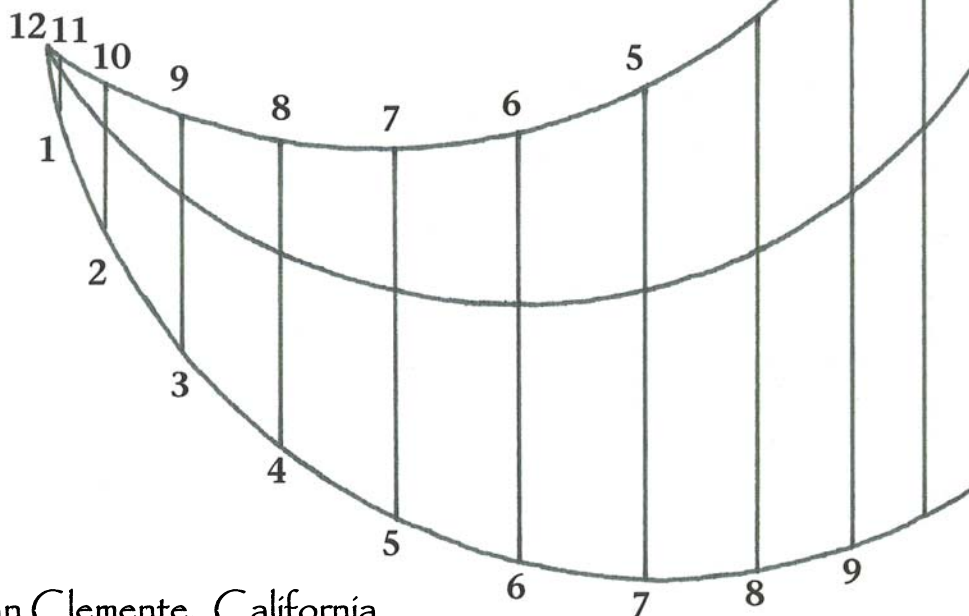
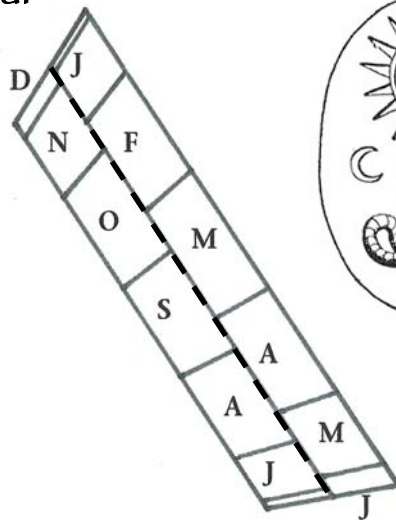
The finished "sun sight" will be glued here



After you have mounted the sundial onto a piece of mat board, you will need to carefully make a cut on the dashed line on the. This is where you will hang your thread with it's beads.

The Capuchin Sundial

Hold your sundial vertically and let the sun shine through the slot. Incline the sundial until the sun beam is parallel to the line across the upper part. The thread will now indicate the plumb line, if you take care that it does not touch the dial. The pearl will indicate the time of the day.



San Clemente, California

Latitude: 33.426N Longitude: 117.611W